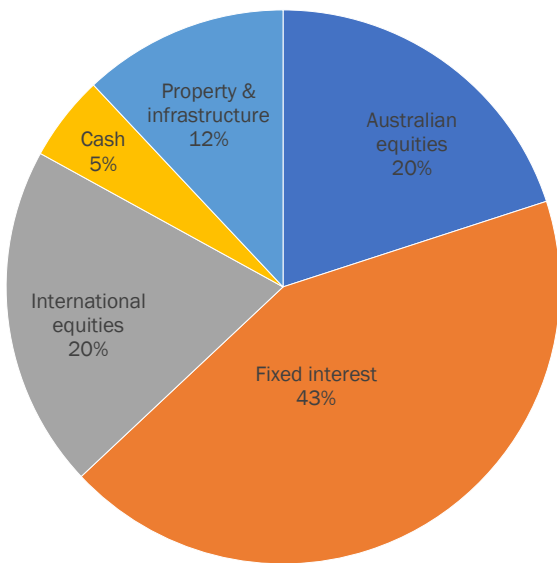


What is the risk/return profile of a balanced portfolio?

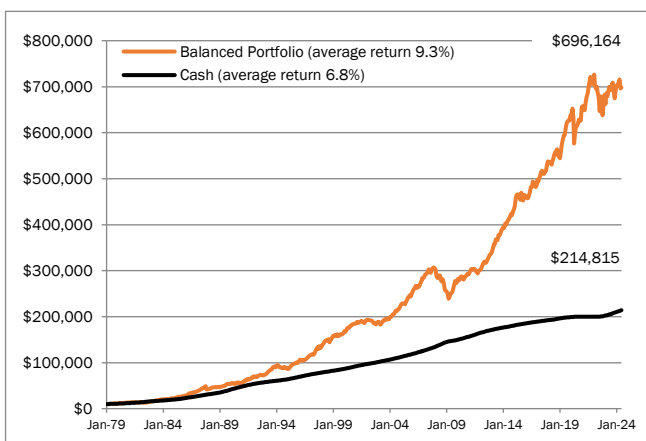
Asset allocation of a conservative portfolio

A balanced portfolio targets an asset allocation of 48% in defensive assets and 52% in growth assets:



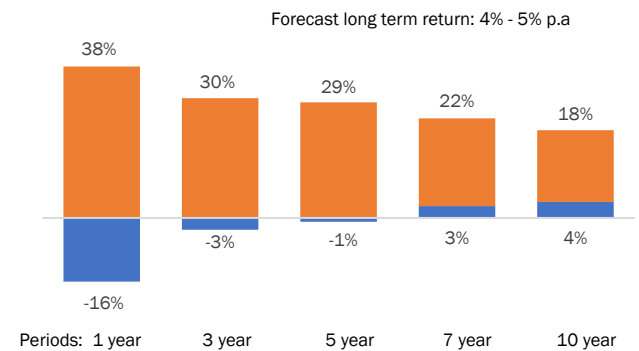
This portfolio is recommended for investors who understand and are moderately comfortable with investment risk, and/or require modest returns to meet their objectives.

Annual returns on \$10,000 investment on 1 Jan 1979 to 30 Jun 2024 (income re-invested)



Historical range of returns (per annum)

Income re-invested



Key questions about risk

Historically, how often has a portfolio with a balanced asset allocation incurred a loss?	Once in every 8.5 years
What has been the largest loss incurred over a 12 month period?	16%
How long did it take for the portfolio to recover from this loss?	23 months
Historically, what has been the likelihood this portfolio could experience two consecutive 12 month periods of negative returns?	1.47% likelihood



Pros

- Moderate long term returns
- Provides moderate protection against inflation

Cons:

- Moderate likelihood of a negative return over a 12 month period
- Moderate variance in returns from year to year

Fact sheet: What is the risk/return profile of a balanced portfolio?

Important information:

This is a publication of Personal Financial Services Limited (PFS) ABN 26 098 725 145, AFSL 234459. Its contents are current to the date of publication only, and whilst all care has been taken in its preparation, PFS accepts no liability for errors or omissions. The application of its contents of specific situations (including case studies and projections) will depend upon each particular circumstance. This publication is general in nature and has been prepared without considering the objectives or circumstances of any individual or entity. It cannot be relied upon as a substitute for personal financial, taxation, or legal advice. Published: 1 November 2024© Copyright 2024