

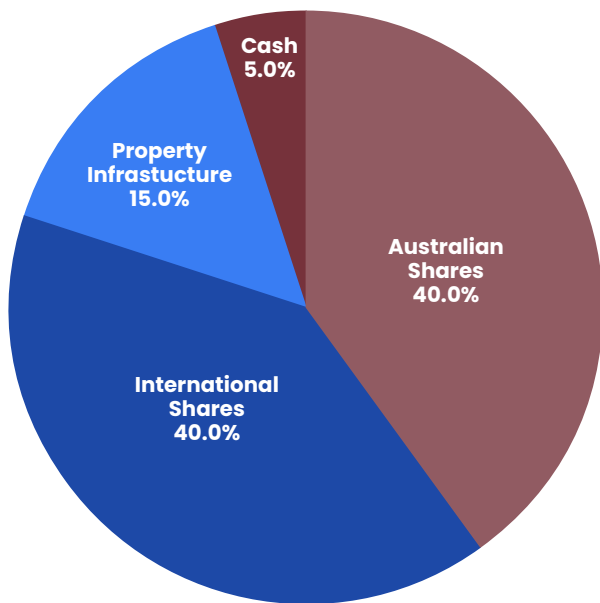


WHAT IS the risk/return profile of a High Growth portfolio?

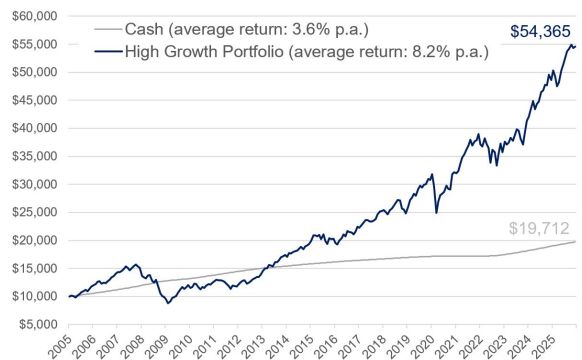
A High Growth portfolio focuses on long term growth above all considerations.

Asset allocation of a High Growth portfolio

A High Growth portfolio targets an asset allocation of 5% in defensive assets and 95% in growth assets:

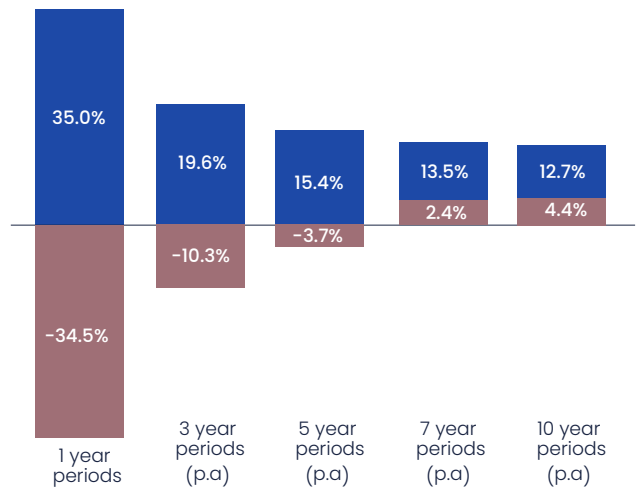


Value of \$10,000 investment - Jan 2005 to Dec 2025*



*Annual returns with all income re-invested

Historical range of returns (per annum) Income re-invested



WHAT IS the risk/return profile of a High Growth portfolio

Who is this suitable for

This portfolio is recommended for investors who seek to maximise growth, with a long period before they need to access a large part of their investment, and who are prepared to accept a high level of volatility.

Investment time frame

This portfolio is suitable for investors with an investment time frame of at least seven to ten years, but preferably longer.

Key questions about risk

Question	Answer
Historically, how often has a portfolio with a high growth asset allocation incurred a loss?	Once in every 4.8 years
What has been the largest loss incurred in the last 20 years? When did this occur?	-44.2% in Feb 2009
How long did it take for the portfolio to recover from this loss?	4.5 years
How has this portfolio performed in the last 20 years on an annualised basis?	8.2% p.a.

Pros	Cons
High long-term returns	High likelihood of a negative return over a 12 month period
Provides high protection against inflation and a more tax-effective means to invest over the long-term	High variance in returns from year to year

IMPORTANT INFORMATION: This publication is prepared by Personal Financial Services ABN 26 098 725 145, AFSL 234459 ("Licensee"). The information in this publication is general only and has not been tailored to individual circumstances. Before acting on this publication, you should assess your own circumstances or seek personal advice from a licensed financial adviser. This publication is current as at the date of issue but may be subject to change or be superseded by future publications. While it is believed that the information is accurate and reliable, the accuracy of that information is not guaranteed in any way. Past performance is not a reliable indicator of future performance, and it should not be relied on for any investment decision. Whilst care has been taken in preparing the content, no liability is accepted by the Licensee nor any of its agents, employees or related bodies corporate for any errors or omissions in this publication, and/or losses or liabilities arising from any reliance on this document. This publication is not available for distribution outside Australia and may not be passed on to any third person without the prior written consent of the Licensee. **Published March 2026.**